

Name: Smith Family

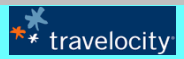
facecards 11

Google



MSN

YAHOO!

© internetalbumcd 2011



Face Card



Charlotte, NC



Income, net

Monthly

Yearly

Norm

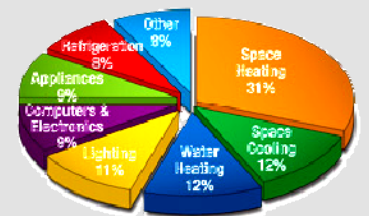
| | Income, net | Monthly | Yearly | Norm |
|--------------|--------------------------|-------------------|--------------------|--------------|
| | US- Average | | | F |
| | Salary/Household | \$4,300.00 | \$51,600.00 | |
| | Salary/Wages (Ann) | \$1,450.00 | \$17,400.00 | |
| | Royalties | | \$0.00 | |
| | Other | | \$0.00 | |
| | Total Income, net | \$5,750.00 | \$69,000.00 | |
| | Expense | Amount | Yearly | |
| 8.6% | 1-Transportation | \$465.00 | \$5,580.00 | 8.6% |
| 3.9% | Auto Loan/Lease | \$210.00 | \$2,520.00 | 3.9% |
| 2.0% | Insurance | \$110.00 | \$1,320.00 | 2.0% |
| 0.7% | Public Transportation | \$40.00 | \$480.00 | 0.7% |
| 0.1% | Registration/Inspection | \$5.00 | \$60.00 | 0.1% |
| 1.3% | Gas | \$70.00 | \$840.00 | 1.3% |
| 0.4% | Maintenance | \$20.00 | \$240.00 | 0.4% |
| 0.2% | other | \$10.00 | \$120.00 | 0.2% |
| 47.2% | 2-Home | \$2,555.00 | \$30,660.00 | 47.2% |
| 23.1% | Mortgage | \$1,250.00 | \$15,000.00 | 23.6% |
| 0.0% | Rent/Shelter | \$0.00 | \$0.00 | 0.0% |
| 0.9% | Maintenance | \$50.00 | \$600.00 | 0.9% |
| 0.7% | Insurance | \$40.00 | \$480.00 | 0.8% |
| 1.4% | Furnishings | \$75.00 | \$900.00 | 1.4% |
| 0.7% | Household Supplies | \$40.00 | \$480.00 | 0.7% |
| 14.8% | Food at Home | \$800.00 | \$9,600.00 | 15.1% |
| 5.5% | Real Estate Tax | \$300.00 | \$3,600.00 | 5.5% |
| 0.0% | Operations & Services | \$0.00 | \$0.00 | 0.0% |
| 5.1% | 3-Utilities | \$275.00 | \$3,300.00 | 5.1% |
| 0.9% | Phone-Home | \$50.00 | \$600.00 | 0.9% |
| 0.7% | Phone -Cell | \$40.00 | \$480.00 | 0.7% |
| 0.6% | Cable | \$35.00 | \$420.00 | 0.6% |
| 0.7% | Gas | \$40.00 | \$480.00 | 0.7% |
| 0.4% | Water/Sewer | \$20.00 | \$240.00 | 0.4% |
| 1.1% | Electricity | \$60.00 | \$720.00 | 1.1% |
| 0.6% | Internet | \$30.00 | \$360.00 | 0.6% |
| 0.0% | Other | \$0.00 | \$0.00 | 0.0% |
| 11.6% | 4-Health | \$630.00 | \$7,560.00 | 11.6% |
| 0.9% | Medical Services | \$50.00 | \$600.00 | 0.9% |
| 9.2% | Medical Insurance | \$500.00 | \$6,000.00 | 9.2% |
| 0.7% | Medication | \$40.00 | \$480.00 | 0.7% |
| 0.0% | Medical Supplies | \$0.00 | \$0.00 | 0.0% |
| 0.7% | Life Insurance | \$40.00 | \$480.00 | 0.7% |
| 0.0% | Other | \$0.00 | \$0.00 | 0.0% |
| 10.5% | 5-Entertainment | \$570.00 | \$6,840.00 | 10.5% |
| 1.1% | Fees & Admissions | \$60.00 | \$720.00 | 1.1% |
| 3.7% | Dining Out | \$200.00 | \$0.00 | 3.7% |
| 0.4% | Subscriptions | \$20.00 | \$240.00 | 0.4% |
| 0.4% | Audio/Video | \$20.00 | \$240.00 | 0.4% |
| 0.4% | Hobbies | \$20.00 | \$240.00 | 0.4% |
| 4.6% | Travel/Vacations | \$250.00 | \$3,000.00 | 4.6% |
| 0.0% | Other | \$0.00 | \$0.00 | 0.0% |
| 17.0% | 6-Miscellaneous | \$920.00 | \$11,040.00 | 17.0% |
| 0.4% | Clothing and Cleaning | \$20.00 | \$240.00 | 0.4% |
| 3.7% | Alcohol/Cigarettes | \$200.00 | \$2,400.00 | 3.7% |
| 11.1% | Child Care | \$600.00 | \$7,200.00 | 11.1% |
| 0.0% | Education | \$0.00 | \$0.00 | 0.0% |
| 1.5% | Credit Cards | \$80.00 | \$960.00 | 1.5% |
| 0.4% | Pocket Money | \$20.00 | \$240.00 | 0.4% |
| 0.0% | Other | \$0.00 | \$0.00 | 0.0% |
| 94.2% | Total Spending | \$5,415.00 | \$64,980.00 | |
| 5.8% | Yearly Balance | \$4,020.00 | | |

Spending Summary

Home



Mortgage Calculator



Home Energy Calculation

